

# WELCOME TO BARZIO!

What you need to know for your stay

Hi! We are Maria and Sergio, and we are happy that you have chosen us for your stay in Barzio! We hope your stay will be comfortable and memorable, and we will do our best to help that happen!

This booklet contains general information about the apartment you might need and our personal advice about what to do in Barzio and its surroundings. Do not hesitate to contact us directly to get personalized recommendations and advice!

## OUR CONTACTS

Feel free to call or text us on Whatsapp if you have some urgencies or want to have some information. We are also open to giving you personal advice about what to see and do during your stay!

Maria: +39 346 502 6497

Sergio: +39 340 705 0017

EU emergency phone  
number: 112

## INTERNET

Wi-fi: Martin Router King

Password: contedelpi23!

## HOW TO THROW AWAY GARBAGE

There are 5 categories of garbage in Barzio:

1. Plastics (plastic containers, bottles, aluminum, tetra pack. Everything should be without remaining food)
2. Compostable (Food waste and plastics/ paper on which is written "compostabile")
3. Paper and cardboard
4. Glass
5. General waste

The garbage containers for General waste and compost are under the kitchen sink. The container for plastics and paper are on the balcony, and you can leave the glass on the balcony as well.

There are specific days when the garbage containers should be left outside of the house door. If you stay just for a few days, you can leave all the garbage in the apartment or on the balcony. We will provide you with the garbage collection calendar for extended stays.

## RECOMMENDATIONS

We have collected our personal selection of places to visit on this google map >

[https://www.google.com/maps/d/u/0/edit?mid=1EPrObu1jBMJneWq6Ubt7sy\\_qBE95slah&usp=sharing](https://www.google.com/maps/d/u/0/edit?mid=1EPrObu1jBMJneWq6Ubt7sy_qBE95slah&usp=sharing)

We also constantly share our personal experience of exploring Valsassina, Como lake and the surroundings publishing it on our Instagram page [@myamazingtimes](https://www.instagram.com/myamazingtimes) and our website <https://myamazingtimes.com>



## WHERE TO BUY FOOD:

Valsassina is full of local producers, and you can find here a variety of really high-quality food for a very honest price. We would encourage you to try buying food in small specialized local shops. The opening hours are usually limited, and in some places, the shop owners may speak very bad English. Still, going to old-style small shops will let you feel better about Italian culture and try truly local food!

### 1. Rigamonti (2 min by foot)

A butcher shop with super fine meat! They have really the best quality in the area. They also have cheese, bread, wine, and other basic products.

### 2. Buffoni Fratelli (2 min by foot)

A small shop with good fruits and vegetables.

### 3. Panificio at via Manzoni, 10 (2 min by foot)

Freshly baked bread

### 4. La baita (5 min by foot)

A very nice gastronomy where you can take food to go. They also sell some groceries

### 5. Valmarket, U2 (20 min by foot, 5min by car)

The nearest supermarket. It has a good choice and good prices.

### 6. Pasticceria Passoni (5 min by foot)

Fantastic bakery with very good brioche, macaron and cakes!

### 7. Gelateria Mister Pepi (3min by foot)

Home-made ice-cream and sweets

## STREET MARKET:

Markets in Italy do not have a fixed location, but move every day from a city to city. In Barzio you can experience one every Friday morning at the parking behind bakery Passoni. You can buy there local food, fresh fruits and vegetables, fish and many random things from clothes to devices.

Some other local shops in the valley:

### 1. Agriturismo Prato Buscante (5min by car)

A small place with cheese and salami production. Very high quality and low price! You can also stop there to eat or take an aperitivo

### 2. Alva (10min by car)

They have very good salami, breasola, cheese and variety of local products! There is also a large picnic area, so you can stop there to eat.

### 3. Invernizzi & Rota (Pasturo, 8 min by car)

A small place hidden in the village Pasturo, where they produce high quality cheese and salami.

### 4. Carozzi (8min by car)

Cheese producers. This place is more commercial and expensive than the previous ones, but still, the quality is very high, and the choice is excellent!

### 5. Pensa alla frutta (10 min by car)

Fruits and vegetables shop. They have the same price (pretty cheap) for the most of the products, so you can just put everything you want in the same bag or box.

# HOW TO MOVE AROUND

## BY PUBLIC TRANSPORT

### Bus D35

It is not easy to move in Valsassina by public transport, however it is possible. Barzio is connected to Lecco by bus n.D35. It goes every 30-60 min, but doesn't go at night. From Lecco you can easily move by trains and boats.

There are websites

<https://www.leccotrasporti.it/> and

<https://lineelecco.it/> where you can check the exact schedule, but they are pretty hard to navigate. We would recommend using the Moovit app to control the schedule. You can buy tickets on board of some buses, or in tobacco shops (tabaccheria). On board the price is always higher. Always check schedule in advance!

### Cable cars

From Barzio you can take a cable car to go to Piani di Bobbio. The schedule changes depending on the season, so always check it, but usually it is open from 8.30 till 17.00 with a lunch break. The cost is 8 euro in one direction and 13 euro in both directions. Discounts for kids.

There is another cable car nearby that connects Moggio and Piani d'Artavaggio. You can reach Moggio by foot (about 40min), by bus or by car.

### Train (from Lecco)

Lecco is well connected to Milan, from where you can take trains all around Italy. There are also direct trains that go up the lake to the Valtellina valley and Bergamo. You can buy tickets on [trenord.it](http://trenord.it) or at the train station.

If you are planning to travel a lot around Lombardy, you can buy a special pass **"io Viaggio Ovunque in Lombardia."** It is valid on regional trains, buses, the metro in Milan, and some cable cars (only the public ones that bring to inhabited mountain areas). The cost is:

1 day: € 16,50

2 days: € 27

3 days: € 32.50

7 days: € 43,50

You can buy it at the train station. Children until 14y old travel for free when accompanied by a family member! Note that you should have a filled "io viaggio in famiglia" form.

### Boats

Most of the cities on the lake can be reached by a public boat. There is also a small boat station in Lecco. The price depends on the distance:

<http://www.navigazionelaghi.it/doc/pdf/biglietti/como/Tariffe%20viaggiatori.pdf>

The boats from Lecco go just a few times a day and not all year round, so check the schedule in advance! Here is the official website:

<https://www.navigazionelaghi.it/>

Instead, from Varenna there is a all-year ferry service, so you can reach Bellaggio and Mennaggio.

## BY CAR

There are many places in the surrounding areas that can be reached only by car or much easier than by public transport. However, it can be challenging to find parking in popular touristic cities during some periods of the year. As well, there can be traffic, especially during the weekend.

## PARKING RULES

You will find 3 types of parking in Italy:

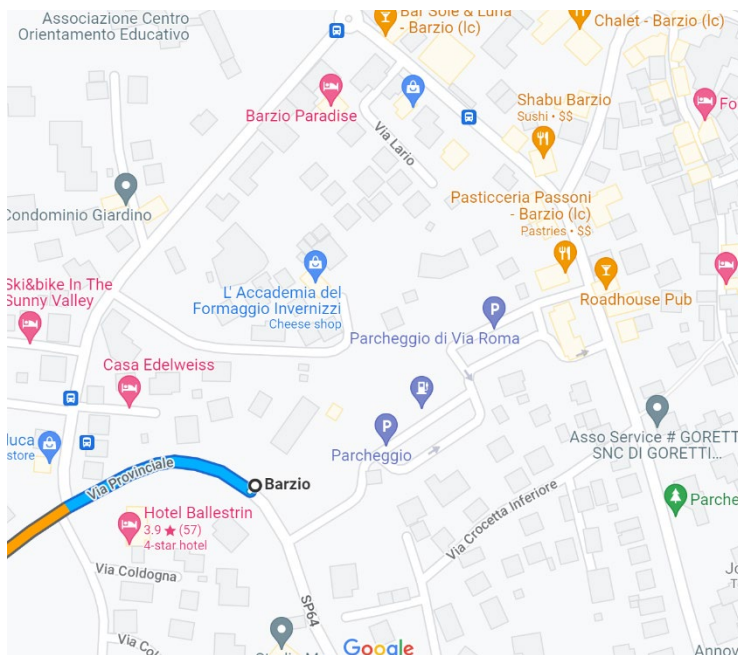
White lines - free parking. Sometimes there can be a sign that informs if there are limitations in period and duration of the stay.

Blue lines - Paid parking. You need to find a parking machine or install some parking apps to pay online.

Yellow lines - Private parking, never park there.

## WHERE TO PARK

Reaching Barzio is very simple. Once you reach Ballabio, continue towards Valsassina to the Colli di Balisio, where you will find a Brico Center (on the left). At this point at the roundabout you can decide to continue towards the valley and go up towards Barzio (blue line), or follow the road to the right that passes through Maggio and Cremeno. In both cases you will arrive on the Via Provinciale di Barzio.



There are many parking lots in Barzio, because being a tourist area at certain times of the year it is crowded with tourists. The largest car park and close to the center is the **Via Roma car park**, easily reachable from the via Provinciale. You will find paid parking lots, free parking spaces (they are separated by a pole; the free ones are a bit more far from the center) and parking lots with charging for electric cars. Important: right next to the Pasticceria Passoni there are free parking lots with a limit of 1-hour time stay. You need to use parking disk to indicate the time of arrival.

However, if it is not a very busy period (August, December, ski weekends) we advise you to look for a parking directly in the center. You will certainly find free parking spaces or blue parking lots (at certain times of the year free – look carefully at the signs).

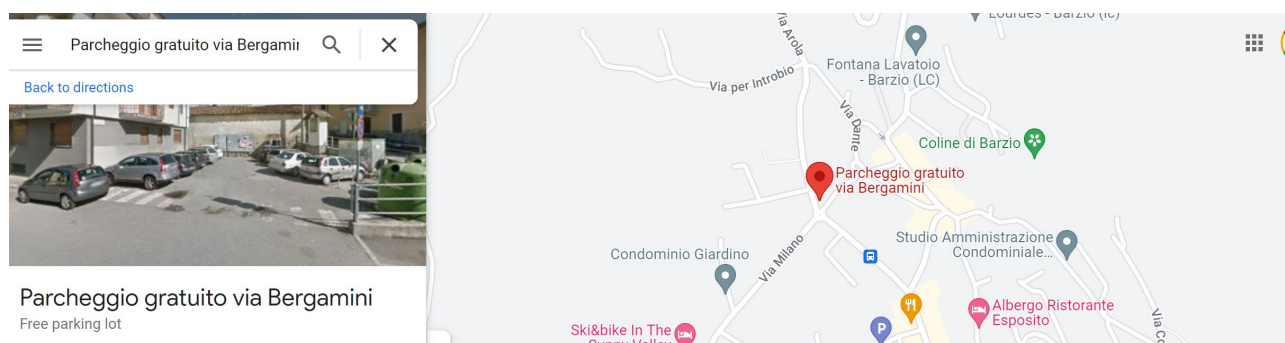
Below are some parking lots that could be convenient for you:

### **Parcheggio gratuito di via Bergamini, 1**

1-2 minutes walk from the apartment. Close to the center, convenient to reach the shops.

<https://goo.gl/maps/ruzkvfALGkqJvXdw6>

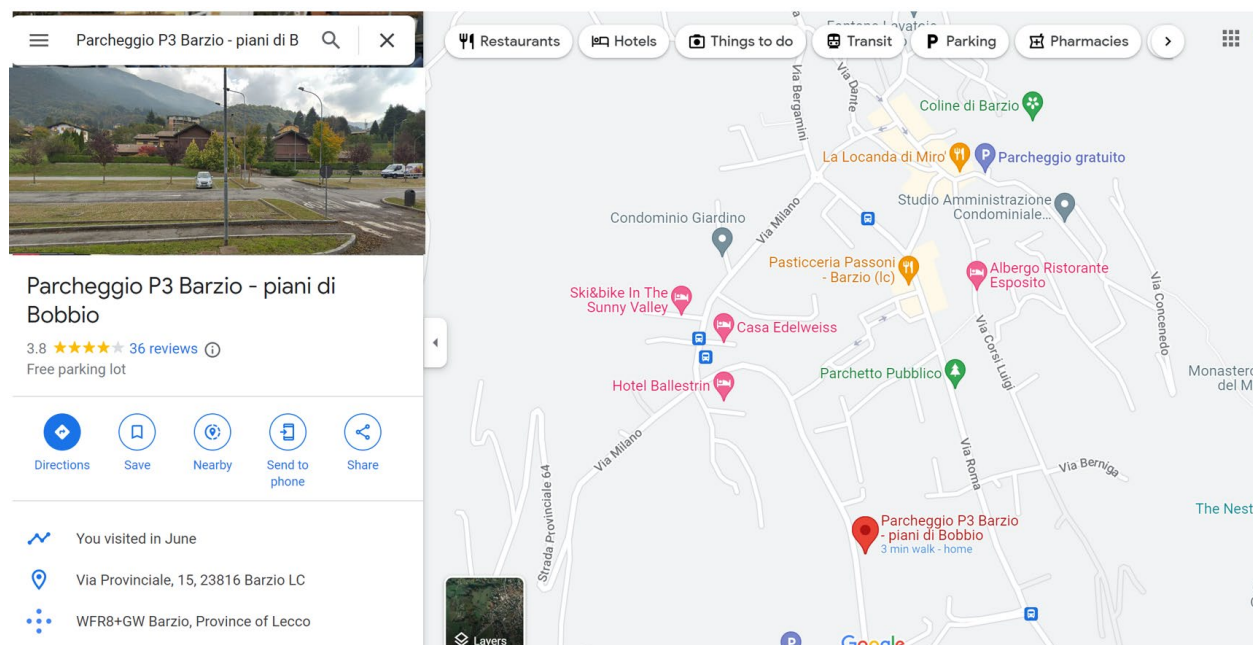
There are some some free parking spaces further on, via Bergamini, 18



### **Parcheggio gratuito P3**

With pedestrian path that leads directly to the center, it is an excellent alternative to the parking lot of Via Roma when it is full.

<https://goo.gl/maps/jZwJBoH8JgmBLHTs5>



## PLACES TO EAT OUT IN BARZIO AND NEARBY AREAS

### In Barzio:

**Locanda Mirò** (the central piazza, 3min by foot)

Very good meat and pizza

**Chalet** (the central piazza, 3min by foot)

Good pizza and some local dishes

**Esposito** (8min by foot)

Good pizza, meat, and local dishes

**Shabu** (5 min by foot)

"Sushi made by italians"! Surprisingly high quality and chill atmosphere

### In other villages nearby:

**La Puppola** (Moggio, 30 min by foot or 5 min drive)

A nice restaurant with Toscana cuisine and pizza on the territory of a sport complex.

**Antica osteria di Concenedo** (Concenedo, 30min walk or 5 min by car)

High quality local food

**Da Gigi** (Crandola, 20min drive)

A restaurant mentioned in the Michelin catalogue! Very high quality, very good for occasions and celebrations.

### At the villages and towns on the Como lake:

From Barzio you can fastly reach Lecco (15min by car) and Bellano (30min drive). Here are some places within 1h drive that we would recommend to visit.

**Mamaioa** (Lecco). A restaurant with a specialization in fish and pasta. A bit expensive, but top quality.

**Soquadro** (Lecco, Pescarenico). Fish and pizza. A bit expensive and always full! Book in advance

**Barcaiolo** (Lecco, Pescarenico). A very simple fish restaurant with low prices. They cook as well a very good pizza

**Crotto di Biosio** (Bellano). A place above Bellano with breath-taking view!

**Urban fish** (Dervio). A very simple place at the lake with surprisingly high quality of food!

**Ristorante Vecchia Osteria Robustello** (Colico). A traditional restaurant above Colico with speciality in meat

**Ristorante il Crotto di Pino** (Varenna)

A simple place hidden above Varenna. They have an incredible view especially at the sunset and high-quality food.

**Beccaccino** (at the top of the lake, Colico)

Very nice place with speciality in fish! Book in advance

## AGRITURISMI AND RIFUGI

**Agriturismo** – a blend of the Italian words for agriculture and tourism. Agriturismi (plural of agriturismo) are working farms set up to receive guests for meals and/or overnight stays. An agriturismo offers a sustainable form of slow tourism that benefits the farmers and preserves the land. This business usually has significant tax discounts from the government to popularize a more natural and sustainable way of living! So usually, the prices are low, the quality is high, and the approach is super sustainable. For example, all the agriturismo are obliged to cook food only of products produced in the region in which they are located.

**1. Agriturismo Prato Buscante** (5 min by car)

**2. Agriturismo Grassi e Lunghi** (10 min by car + 20min walk)

**3. Agriturismo la Possa** (Concenedo, 30min by foot or 8min by car)

**4. Agriturismo Cascina Cornella** (5min by car + 15min of walk. A small family place. Mandatory to book!)

**5. Agriturismo Coldognetta** (5min by car)

Small elegant place with food packs to have picnic outside

**6. Don Guanella** (Valmadrera, 30min by car)

A very nice place with lake view! They locally produce a variety of fruits and vegetables, brew their own excellent beer and do wines. Very recommended! Always book in advance.

**Rifugi** are mountain huts reachable only by foot. They are usually operated from April to October, depending on the climate conditions and accessibility of the area. Some rifugi with good accessibility (for example, the ones near ski resorts) operate all year long. Rifugi usually provide simple local food for pretty low prices. Many Italians choose mountains to hike

depending on the rifugi that they can reach :)

Here are just a few places you can go, but there are many more in the surroundings!

There are many nice and easily reachable places at Piani di Bobbio (f.e. **Rifugio Sora**, **Rifugio Campelli**, **rifugio Buzzoni** and others) and piani d'Artavaggio (f.e. **rif. Nicola**, **rif. Casari**)

**Rifugio Tavecchia** (Val Biandino, you can take a jeep to get here or go by foot)

A lot of nice rifugios on Grigna mountain (the one that you see out of the window): **rif. Brioschi** (on the top, hard to reach), **rif. Antonietta** (Pilerà, easy to reach), **rif. Bietti-Buzzi and Bogani** (easy to reach from Cainallo), **rifugio Riva** (easy) and others.

There are really a lot of lovely places around, ask us if you want advice about some particular area!

We also constantly update the google map (the qr code on the previous page), so you can also check it to have more ideas.

## LOCAL DISHES TO TRY

In Italy, each region has its own local dishes, which sometimes are very different from the pizza and pasta associated by the rest of the world with Italy!

In Lecco province, the traditional dishes come from the Mountains and the lake. The plates of Mountain origin come from the farmers' traditions. They are characterized by cheap local ingredients and fat because the farmers needed a lot of energy and didn't have much money. The Lake dishes come from fishermen's settlements and include fish from the Como lake.

### 1. PIZZOCCHERI

A dish with potatoes, buckwheat pasta, cabbage, and a lot of cheese and butter! It is pretty heavy but delicious, especially if you like cheese!



### 2. LAVARELLO FISH

A typical fish from the lake that is usually cooked on a grill or fried. You can order a mix of local fish grilled or fried in many places, which generally always include lavarello.



### How to read an Italian menu

Traditional Italian meal consists of 4 parts:

**Antipasto - starter.** traditionally it is some salami/ham/cheese;

**Primo - first main course**, usually pasta or risotto;

**Secondo - second course** based on meat or fish dish and served with side dish (contorno).

At the end of the meal, you can ask for a **plate of cheese** followed by a **dessert** and finally **coffee espresso** (coffee with milk is only for breakfast).

Of course, nowadays nobody always eats all these dishes. A full menu is normally served only during celebrations.

### 3. RISOTTO PESCE PERSICO

Risotto with particular small fishes from the lake. Obviously, with butter and cheese.



### 4. POLENTA

Polenta is a very typical side dish in the mountains. Usually, it is served with meat, cheese, or mushrooms. You can also try Polenta Uncia with a lot of butter and cheese.



## 5. CASSOEULA

A traditional dish with a mix of meat and cabbage. Usually eaten in winter.



## 6. OSSO BUCO CON RISOTTO AL ZAFFERANO

This dish is typical in Milan, but you can also find it in Lecco. Osso buco is a slowly cooked piece of veal shank with a bone, and it is very delicious and hard to repeat at home! Usually served with the classical "yellow rice" – risotto with saffron.



## 7. SCIATT

'Sciatt' means 'mouse' in the local dialect. Fried balls of cheese covered in batter remind small mice with a tail; that's how the dish took its name!



## 8. BRESAOLA / SLINZEGA

*Bresaola* is air-dried, salted beef (but it can also be made of horse, venison, and pork) that has been aged two or three months until it becomes hard and turns a dark red, almost purple color. It originated in Valtellina, a valley above the Como lake.

*Slinzega* is made in a similar manner to Bresaola, with smaller pieces of meat, which therefore bear a stronger taste. According to some sources it originally used horse meat rather than beef.



## FOOD THAT IS WORTH TRYING, BUT NOT EVERYONE WILL LIKE IT:

### 1. MISSOLTINI FISH

A very salted local fish with a solid and particular taste. The fish is gutted and rubbed in salt. At the end of this process, it's rinsed, skewered on twine, and let out to dry in the sun. Once dry, the Misultin is stored together with bay leaves in boxes (once made out of wood, now tin) with a wooden lid, and then these boxes are stacked on top of each other. This way, the weight of the containers and the wooden lids allow aeration and the spillage of excess oil.



## 2. LUGANEGA

Luganega is a type of sausage that can be eaten non-cooked if fresh! It has a very delicate taste. If you want to eat it fresh, buy it only in specialized meat shops. You can also try risotto with luganega which is less extreme but is very good :)



## 3. TRIPPA

A dense soup of beef tripe (stomach), beans, and vegetables. It is very good if you do not think about what it consists of!



## 4. NERVETTI

This classic northern Italian dish consists of meat, cartilage, and tendons from beef shank cooked on the bone. When tender, all elements are removed from the bones and left to set, allowing the gelatinous properties to create a firm, jelly-like treat. Our preferred nervetti are sold at Rigamonti butcher shop in Barzio.



## TYPICAL CHEESE

**Taleggio** - very creamy and fat with different levels of seasoning

**Gorgonzola** - probably the most famous local blue cheese

**Bitto, Casera, Pizzoccheraia** (traditional cheese from Valtellina Valley)

**Il Grana Padano** cheese with a granular structure to put on pasta or just eat

In general: a lot of kinds of goat cheese

There are a lot of local cheese producers in Valsassina valley, which is just 20 minutes drive from Lecco. We would suggest going to:

## LOCAL WINES

The local wines are produced in the Valtellina area on the top of the lake. Most of the wines are red, still, and quite strong: **Valtellina Superiore, Sforzato, Sassella, Inferno**. Besides, many good wines are produced in the Lombardy area: **Lugana** (white, still) and **Franciacorta** (white, sparkling).

We suggest to try the wine and beer produced by the Don Guanella Agriturismo in Valmadrera! They produce all the ingredients locally.

# WHAT TO DO IN BARZIO IN SUMMER

## Hiking and enjoying mountains

Barzio is surrounded by Mountains! The nearest hiking area is **Piani di Bobbio**. It is a large open area at the height of 1650m above sea level. It is fantastic for hiking in summer and for skiing in winter! You can reach it by Cable car from Barzio or go by foot (about 2 hours). On the top you will find a lot of nice places to eat, a nice area for kids, and many hiking and ferrata trails. Here are some of them:

- Going from Cable car station to Monte Orscelleria through rif. Lecco (40min, easy)
- Pequeno path – a nice easy walking path to old cable car station. On the way you will find educational path with information about local plants (30min, very easy)
- Going to Rifugio Buzzoni (60min, easy)
- Going to Passo del Torro (90min, moderate)
- Ferrata Minonzio to Campelli (2-3h, hard, equipment and good shoes are obligatory)
- Ferrata Pesciola to Campelli (2-3h, very hard, equipment and good shoes are obligatory)

Another beautiful area is **Piani d'Artavaggio**. From there you can go hiking. You can reach this area from Moggio by cable car or by foot from Moggio or Culmini di San Pietro. Some hikes from Piani d'Artavaggio:

- Rifugio Nicola (60 min, easy)
- Monte Sodadura (30 min from rif. Nicola, moderate)
- Cima di Piazza (40 min from rif. Nicola, easy)

There is also a nice path "Sentiero degli stradini" that connects Piani di Bobbio e Piani d'Artavaggio. It is exposed and equipped with some chains, but it is of moderate difficulty. It can be good for those who would like to start doing ferratas.

## Some other nice hiking areas nearby:

- Monte Due Mani reachable from Culmini di San Pietro or Maggio;
  - Valbiandino reachable from Introbbio by foot (about 2 hours) or by Jeep service;
  - Piani Resinelli reachable by car. A nice and easy path to "the balcony" with incredible lake view;
  - Grigna and Grignetta mountains are full of nice hiking paths and refugios.
  - Pian delle Betulle
  - Alpe Giumello
- And many others!

## Climbing

There is a climbing school in Introbbio where you can learn how to climb mountains! If you are already an expert, there is a very popular area for climbing area nearb at Zucco Angelone. Also Piani di Bobbio and Grigna mountain are rich of beautiful climbing paths for beginners and experts!

## Cycling

You can rent bicycles in the center of Barzio, Maggio, Moggio, and near the Cable car Station. They offer both electric and traditional bicycles. If you feel uncomfortable cycling in the mountains, there is a very nice and almost flat path that starts from Prato Buscante and passes through the valley! It can also be done on foot.

## Puppola Barzio

In 15 min walking from the Barzio center, there is a small sport center with tennic courts. It is open only in summer. You can book tennis courts there for just 12 euro per hour. You can also see there some animals, play mini-golf, volley and basket (very simple and pretty old areas, but for free).

### **Puppola Moggio**

There is another Puppola center in Moggio, which is bigger and newer. There is also a skate-rollers area and “percorso vita” – a path with some indications of which exercises to do.

### **Mini-golf at Introbio**

A small and nice area to play minigolf and to do barbeque (just for 5 euro you can rent equipment for barbeque)

### **SPORTS EQUIPEMENT**

There are two professional sports stores in the center of Barzio – Sorgente and Marocco sports. You stay in the apartment of the owner of the Sorgente sport, so if you go there, you can expect a special attitude ;) Both shops sell various equipment from bicycles and skies to balls, and high quality clothes and shoes for good prices! They also offer equipment rentals.

We can also rent you some basic sports equipment like hiking sticks, snow shoes, volleyball balls, tennis rackets and balls, harnesses, and helmets for ferratas. Let us know if you need any of these!

## **WHAT TO DO IN BARZIO IN WINTER**

Most probably, you visit Barzio in winter for skiing / snowboarding, sledging, snow-shoeing, or just to feel the winter atmosphere!

### **SKIING AND SNOWBOARDING**

Piani di Bobbio is a skiing resort with various slopes of different difficulty levels. It is not as large as other famous ski resorts, but it is a beautiful area with high level of slopes preparation and a variety of places to stop to enjoy local food with a beer or a glass of wine ;)

Note that Piani di Bobbio is the nearest resort to Milan, so many people come here just for a weekend. If you come for a longer period, we suggest you to go there in week days when there are way less people on the slopes! Note that on weekends the parking gets totally full very early in the morning, and after it happens you can reach the cable car only by a special bus.

The ski passes cost less if you buy them 24h hours before skiing online! Buy them here:

<https://www.pianidibobbio.com/prezzi-orari/barzio-piani-di-bobbio>

By the way, the parking near the ski lift costs 5 euro a day. There is a free bus that can take you from the city center to the slopes, but it usually works only on weekends and festive days. It will take you about 15 minutes to reach the cable car by foot, but you need to go uphill.

There are also small ski resorts (just a couple of slopes) at Piani d'Artavaggio and Pian delle Betulle. They can be a good place to start skiing for kids and the beginners!

### **SNOWSHOEING**

Snowshoeing is a fun activity to do in winter. You can go to Piani di Bobbio, to Piani d'Artavaggio, val Biandino and many others. Ask us for a personalized advise on where to go considering your preparation level!

### **SLEDGING**

There are sledging areas on Piani di Bobbio and piani d'Artavaggio. When there is snow in Barzio, you will also find people sledging nearby Puppola and on the way to Concenedo.

## CITIES AND VILLAGES OF COMO LAKE

Como lake does not need any introduction. It is a beautiful worldwide famous area full of natural attractions, charming towns, villages, and delicious food. From Barzio you can reach the Lecco town in just 15-20 minutes and Bellano in 30-40 minutes. From there you can go to see other towns and villages by train or boat.



**1. LECCO.** Lecco is the second largest city at the lake after Como. It has a great transport connection with Milan, Bergamo, and towns on the lake. Lecco has a variety of good restaurants, a beautiful long pedestrian path along the lake, and a charming historical center full of shops and bars.



**2. MANDELLO DEL LARIO.** A small town with a lovely lakefront and a big park. It is very nice for walking around and full of beautiful places to eat. Here is located the HQ of Moto Guzzi, and there is a museum of motorbikes!




**3. VARENNA** is one of the most characteristic places on the lake! It is full of narrow streets with steps and incredible views. There are several worthy visiting villas like villa Monastero or villa Cipressi. It is a pretty touristic and can be full of people in summer.



**4. BELLAGIO** is the most famous place on the lake! It is located in the middle of the lake at the point where 3 branches of the lake intersect! It is definitely worth visiting. You can reach it by ferry from Varenna.



**5. BELLANO.** A lovely small town where the **Orrido di Bellano** is located - a natural gorge created by the Pioverna river. A perfect spot for those who would like to enjoy nature but does not want to go up to the mountains :)



**6. CORENNO PLINIO** is a Medieval village on Lake Como! This small village close to Dervio, with only 16 inhabitants, is prosperous, with ancient doors and steps carved into the rock. Its narrow streets and scenic landscapes can compete with Bellagio and Varenna but are much less crowded!



**7. ABBAZIA DI PIONA** is a religious complex on the Lecco bank of Lake Como near Colico. It is located on a small peninsula Olgiasca. You can visit the church and a courtyard with ancient frescos that date back to year 1138! You can also visit abbey shop where they sell liquors, soap, sweets and many other high quality products produced by monks!



## AREAS TO SWIM AND BEACHES:

In Lecco, there is only a small swimming area near Imbarcadero. However, in a few minutes by car or train you can reach some other lovely swimming areas and beaches:

**1. ORSA MAGGIORE** (20min by car). A small but pleasant area where you can swim. There is both an area free of charge and one for payment. Nearby is a good restaurant and a nightclub.

**2. ABBADIA LARIANA** (25 min by train or car). Large, nice beach with beach volley. There is a fee to enter.

**3. OLCIO** (30min by train or car). Large beach, free of charge. Sometimes they organize here some strange dancing events :)

**4. ACQUA BIANCA DI LIERNA** (35min by car)

**5. SPIAGGIA MOREGALLO** (30min by car). A nice beach with free area for beach volley and some organized events.

## WATER SPORTS:

**Dervio – fun surf center** (40 min by car)

You can rent here windsurf, SUP, Hydrofoil, canoe. They organize windsurf courses both for adults and kids.

**Dervio - Lake Como Enjoy Experience** (40 min by car). Sailing experience! They also rent kayaks, stand paddles, bicycles to rent.

**Gera Lario – Tabo surf center** (1h by car) You can rent here windsurf, kitesurf, sails, e-foil, wind foil, canoe, SUP. School of windsurfing, kitesurfing, sailing, both for kids and adults.

Note that usually, the wind is much stronger in the afternoon. So go for windsurf / kite surf /sailing in the afternoon if you are experts and in the morning if you are beginners.

## EXTREME ACTIVITIES

### 1. ADVENTURE PARKS

Adventure parks are equipped with suspended paths between trees! Our favorite one is Jungle Rider Park at Piano Rancio (above Bellagio), which has very complex but extremely beautiful paths for adults and simple paths for kids. <https://www.jungleraiderpark.com/>. You can reach the place only by car. For local taxi service, call +39 3661532161



### 2. ZIP LINE AEROFUNE

Zipline between Albaredo and Bema on the height of 400m from the ground. You get attached safely and fly! Check it out on <https://www.flyemotion.it/>. The starting points are at Albaredo or Bema in Valtellina valley; you can reach both by car. There is a bus A19 to Bema and A14 to Albaredo from Morbegno that goes very rarely; check the schedule in advance.



### 3. SKY BRIDGE

The Sky Bridge is suspended at 140m between Campo Tartano and Maggengo Frasnino. It is always open. On Saturdays, Sundays, and festive days it is obligatory to book online at <https://www.pontenelcielo.it/>. You can also

combine your visit with an easy hike in the area. You can reach Campo Tartano by car or a bus A23 from Morbegno Train Station. The bus goes very rarely; check the schedule in advance.



### 4. PARAGLIDING

The nearest and the largest paragliding spot is at Cornizzolo mountain. You can have a tandem flight with an instructor or do a course to learn paragliding. The club is located at Suello, reachable by car or by C40 bus from Lecco train station. <https://www.cornizzolo.com/>



### 5. RAFTING IN MOUNTAIN RIVERS

Rafting is available on the Adda river at the Valtellina valley near Sondrio. There are various levels of difficulty, from beginner to extreme. You can reach the starting point by car or a train. <https://www.valtellinariver.it/avventure/rafting>



## CULTURE AND HISTORY

If you (besides enjoying nature and food) would like to know more about the history and culture of the area, the following places are for you.

### 1. THE TOURISTIC MINES

The mountains around the Como lake are rich in various metals and minerals. For centuries there were multiple mines in the area that were closed in 50-60s of the 20<sup>th</sup> century when the business became not economically valuable. Now some historic mines are open again to tell the story of local mining and explain different extracting methods during the different historical periods.

You can visit **Miniere di Piani Resinelli** which date back to 1600 where lead and zinc were extracted. Reachable by car. There is also bus n.7 from Lecco, but it goes rarely. **The Miniere di Cortabbio** (Primaluna) consist of 1000 meters of underground tunnels! Here since mid 19<sup>th</sup> century was extracted Barium sulphate. Reachable by car or by D35 bus from Lecco, direction to Taceno.



Both mines are open to tourists from March to October every Sunday and holidays; from June to August also on Saturdays; from mid-July to mid-August also weekday afternoons. For organized groups they are open any day of the year by reservation. Take reliable shoes and warm clothes even in summer since you will go underground! They will provide you a helmet. For more info - <http://www.youmines.com/>.

### 2. PLANETARIUM OF LECCO

The Planetarium of Lecco is placed at Palazzo Belgiojoso and represents one of the best structures of its kind in Italy. Its dome measures 8 meter diameter and reproduces the naked eye visible sky appearance, really observable in ideal visibility conditions in each part of the Earth and at each date. Check the website <https://www.deepspace.it/> to book your visit.



In the same palace are located the Natural History Museum, the History Museum and the Archaeological Museum. In the courtyard of the palace, you can see interesting evidence of medieval Lecco with some old machines.

### 3. MUSEO MOTO GUZZI

Did you know that the famous Moto Guzzi motorbikes founded and still have headquarters and large production factory at the Como lake? You can visit their museum located at Mandello del Lario to know the history of motorbikes from 1919 to nowadays! Must visit to all motorbikers! 10 minutes walk from Mandello del Lario train station.



#### 4. FORTE MONTECCHIO NORD

Montecchio Nord Fort is the last military fort from World War I and II that kept the original armament and it is one of the best preserved in Europe. It was built by the Kingdom of Italy as protection against a possible attack from Germany or Austria-Hungary via Switzerland. Montecchio Nord Fort was never used during the two wars. The only cannon shots fired on the 27th of April 1945 were against the Italian-German army that left Mussolini to the Partisans in Dongo.

10 minutes walk from Colico train station. Check the opening hours at [fortemontecchionord.it/](http://fortemontecchionord.it/)



#### 5. CASTELLO DI VEZIO

Vezio Castle from XI century is above Varenna. In this ancient military outpost, you can visit the gardens, the dungeons and the walls, wander among the works of art, climb the tower that contains a permanent exhibition about the Lariosaurus and from where you will enjoy a magnificent 360 degree view of the lake and watch the free flight of birds of prey.

Open all the days from March to October. Check the exact schedule at [castellodivezio.it/](http://castellodivezio.it/)




# HISTORIC VILLAS

The Como lake is rich of beautiful historic villas that are overlooking the water. We are describing here the ones of the central part of the lake. Besides, you can visit villas of Como and Cernobbio at the Como branch: **Villa Bernasconi, villa Olmo, Villa d'Este, villa d'Erba**. The most of the villas are open to visitors every day from March to October and some days in winter. Check the websites to know the exact schedules.

## 1. VILLA MONASTERO

Located in Varenna, the villa is one of the most interesting examples of Eclecticism around Lake Como. An amazing complex that includes a wide botanical garden and a museum that collects four centuries of history. Varenna is very easily reachable by train.



## 2. VILLA MELZI D'ERIL

Located in Bellagio, the Villa Melzi d'Eril was created as the summer residence of Francesco Melzi d'Eril, vice president of the Italian Republic that was founded by Napoleon in the early 1800s. Now the villa itself is closed, but you can visit its notanical gardens. Bellagio can be reached by a ferry from Varenna or by car from Lecco.



## 3. VILLA BALBIANELLO

Beatiful villa surounded by terraced gardens, set of Star Wars! It provides a stunning view of Isola Comacina and the western shore of Lake Como. Located on the tip of the Lavedo headland, in the locality of Lenno (part of Tremezzina), the villa is reachable by boat from Bellagio or by car through Como.



## 4. VILLA CARLOTTA

Is located close to villa Balbianella. It is a complex blended in nature that consists of a huge garden and museum. Reachable by boat or a car.



