

WELCOME TO LECCO!

What you need to know for your stay

Hi! We are Masha and Sergio, and we are happy that you have chosen us for your stay in Lecco! We hope your stay will be comfortable and memorable, and we will do our best to help that happen!

This booklet contains general information about the apartment you might need and our personal advice about what to do in Lecco and its surroundings. Do not hesitate to contact us directly to get personalized recommendations and advice!

OUR CONTACTS

Feel free to call or text us on Whatsapp if you have some urgencies or want to have some information. We are also open to giving you personal advice about what to see and do during your stay!

Masha: +39 346 502 6497

Sergio: +39 340 705 0017

EU emergency phone
number: 112

ENTRANCE DOOR

Your entrance code is:

To close the door from the outside press the button with a triangle. To open and close the door from the inside, press the big silver round button (there is only one button, so it is hard to mistake :)

INTERNET

Wi-fi: Martin Router King

Password: contedelpi23!

We have an extension of wi-fi in the bedrooms, which is called Martin Router King EXT, and the password is the same.

TV

On TV, you can access Netflix and Amazon Prime. For Netflix, please use the account with the glass of wine.

CLEANING

We leave you all the tools and detergents that you may need to keep the apartment clean during your stay (in the wardrobe in front of the small bathroom). We also leave you additional towels and bed linen for a case if you would like to change them (under the big bed).

In case of need, we can provide additional cleaning during your stay for 10 euros per hour of cleaning.

IN CASE OF PROBLEMS WITH ELECTRICITY

Usually, you may have problems with electricity only if you simultaneously use the dishwashing machine, the washing machine, or the oven. For this reason, we would kindly ask you to use them separately. If the power goes out, you can:

1. Open the wardrobe in the corridor in front of the kitchen and check the controller on the back wall. Turn the breakers in the "On" position.
2. In case it didn't help, you need to go to the -2 floor and enter the electrical room. Following the same scheme for throwing away the garbage, the electrical room is directly under the room where you waste plastics and general waste. You will need the white key, the same as to enter from the garage area. Check the controller with a grey circle sticker and turn the breakers in the "On" position.

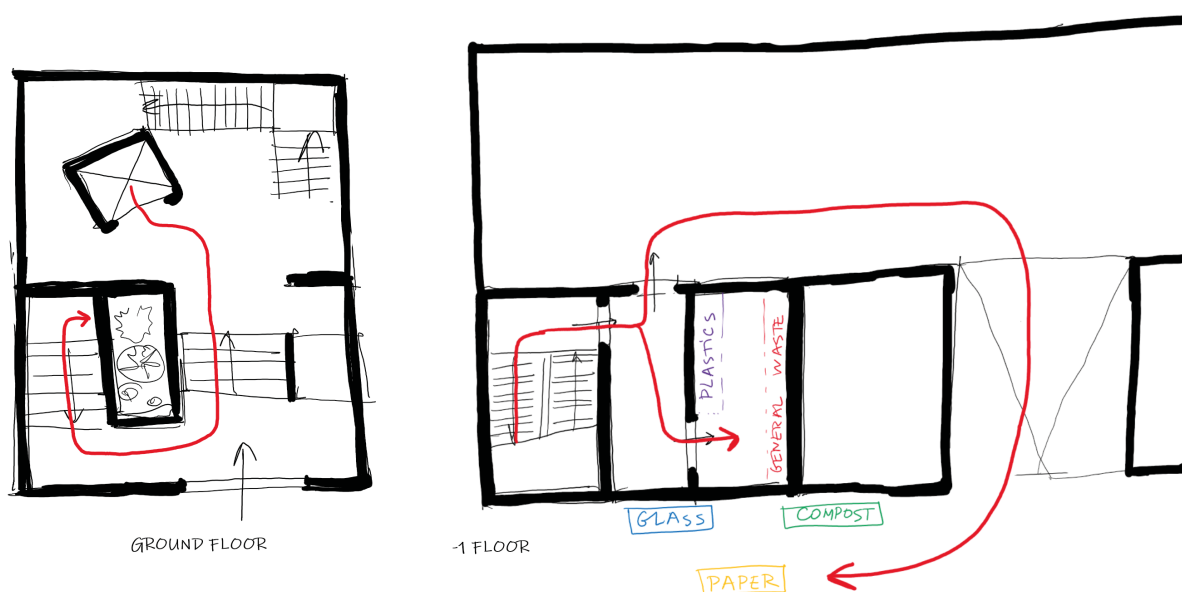
HOW TO THROW AWAY GARBAGE

There are 5 categories of garbage in Lecco:

1. Plastics (plastic containers, bottles, aluminum, tetra pack. Everything should be without remaining food)
2. Compostable (Food waste and plastics/ paper on which is written "compostabile")
3. Paper and cardboard
4. Glass
5. General waste (can be thrown away only in red bags with QR codes!)

On the following pages and on the trash containers, you will see a detailed list of what can be thrown away. If you have doubts about where to throw away some item, leave it aside. The sorting rules are very strict, and we can get fines for throwing things in the wrong containers, so we kindly ask you to follow the rules carefully.

The garbage area is kind of hidden in the condominium. For this reason, we would prefer that **you do not throw it away but keep bags on the balcony** or ask us to take them away. In case of real need or emergency (like very stinky garbage), here is a scheme of where to find the containers:



Go to the ground floor and go 1 floor down the stairs. Open the door and at the staircase, and you will see 1 door on the left and 1 on the right. If you open the door on the right, you will enter the room where you leave plastics and general waste. If you go instead to the left, you will enter the garage. You should turn to the right, go down a big ramp, and see yellow containers for paper, green for compost, and blue for glass. Note that to enter back, you will need a key!

IMPORTANT! General waste can be thrown away only in red bags! We have a limited number of them per year (weird local rules to decrease the unsorted garbage), so please do not waste them and throw general waste away only when the bag is full! Hope for your understanding.

RECOMMENDATIONS

We have collected our personal selection of places to visit on this google map >

https://www.google.com/maps/d/u/0/edit?mid=1EPrObu1jBMJneWq6Ubt7sy_qBE95slah&usp=sharing

We also constantly share our personal experience of exploring the Como lake and the surroundings publishing it on our Instagram page [@myamazingtimes](https://www.instagram.com/myamazingtimes) and our website <https://myamazingtimes.com/en/amazing-places/>



WHERE TO BUY FOOD:

SUPERMARKETS:

1. Bennet (5-10min walking, open 8.30 – 20.30)

A big supermarket is located in the Meridiana Shopping Mall. The quality is good, but the prices are slightly higher than average.

2. Eurospin (15-20min walking, 8.00 – 20.00)

This supermarket makes conventions with local producers and doesn't have popular brands. The prices are low, but the choice is limited, and the quality is normally not bad.

3. Esselunga (30min walking, 5min by car, open 7.30 – 22.00)

It has the best quality-price ratio and extensive choice, but it is better to go there by car.

LOCAL SHOPS:

We would encourage you to try buying food in small specialized local shops. They have a very high quality and the prices relative to the prices in supermarkets. The opening hours are usually limited, and in some places, the shop owners may speak very bad English. Still, going to old-style small shops will let you feel better about Italian culture and try truly local food!

1. Filet (5min)

A local shop with very high-quality meat, prosciutto, and cheese. Totally recommended to try! They also sell the best tartar in the area.

2. Fresh fish / Ittica Lecchese (20min walking / 3min drive, the walking path is not nice)

A shop specialized in selling fresh fish

3. Pastificio Emiliano (15min)

Homemade pasta! Always fresh and very good. Sometimes they have lasagna with homemade ragu, which you only need to put in the oven.

4. Wine shop / Cantina Seiterre (20min)

Wines and beers from a producer. They have both bottles of wine and wine on tap

5. Il Fruttorto Di Fumagalli Marco (7min)

Fresh fruits and vegetables

MARKET:

Markets in Italy do not have a fixed location, but move every day from a city to city. In Lecco you can experience one every Wednesday and Saturday mornings at the cross of via Amendola and Via Ghislanzoni. You can buy there local food, fresh fruits and vegetables and many random things from clothes to devices.

FOOD DELIVERY:

The food delivery services working in Lecco are [deliveroo.it](https://www.deliveroo.it), [glovoapp.com](https://www.glovoapp.com), [foodzone.it](https://www.foodzone.it) and [justeat.it](https://www.justeat.it)

Esselunga and Bennet supermarkets also deliver groceries. You can make orders on their websites.

PLACES TO EAT OUT IN LECCO

ITALIAN FOOD:

Filet (Castello). A high-quality restaurant with a specialization in meat

Trattoria Corte Florina (center). A high-quality restaurant in a lovely courtyard

Mamaioa (center, lake). A restaurant with a specialization in fish and pasta. A bit expensive, but top quality.

Soqquadro (Pescarenico). Fish and pizza. A bit expensive and always full! Book in advance

Barcaiolo (Pescarenico). A very simple fish restaurant with low prices. They cook as well a very good pizza

Da Ceko il pescatore (Pescarenico). Gastronomy with very fresh fish. Always full, so you need to book in advance

Pizza 2001 (via Turati). A very simple and cheap place with good pizza.

FOR BREAKFAST:

Pasticceria Pontiggia (center)

Historical caffè with a high-quality bakery. Tables with lake view.

I dolci di Silvia (Castello, only to take out)

High-quality bakery and sweets, only to take out.

Il forno di nonna pallina (central piazza)

Bakery with sweets and pizza. Very simple but good for an abundant breakfast

Imbarcadereo (at the lake)

A very pleasant bar at the waterfront. From the same location public boats depart, so it can be a good place to have breakfast before going up the lake!

INTERNATIONAL FOOD:

Shabu sushi (Castello). Quite expensive, but the quality is very good. Menu Open Sushi: you pay a fixed price and eat all you can eat. Cheaper for lunch.

Curcuma (center, lake). Indian restaurant. Good quality and price, view of the lake.

Shamrock (center). Irish pub. Good beers and surprisingly good Irish food for low prices.

Mexicali (lake). Mexican food and cocktails.

Garage pub (Maggianico). The best burgers! The place is quite far, and you need to go by car, but they do really amazing burgers and sell good beer.

APERITIVO OR HAPPY HOUR PLACES:

Normally during the "Happy hour," which is approximately from 5 to 8pm, but can differ for different places, you pay only for a drink and get some free food. You can take aperitivo in almost every bar/ restaurant. Here are some good ones:

Imbarcadereo (lake, center)

A place at the lake with a big buffet! The food is simple but good and you can eat unlimited amounts of food, paying only for drinks.

Bars at Piazza XX Settembre (center)

Here are several bars that offer Aperitivo. You cannot choose food, but usually they bring you some tasty things.

Bars at Malgrate lake side

Several bars on the other side of the lake, reachable by foot in 20-30min, which have a fantastic view to Lecco!

LOCAL DISHES TO TRY

In Italy, each region has its own local dishes, which sometimes are very different from the pizza and pasta associated by the rest of the world with Italy!

In Lecco province, the traditional dishes come from the Mountains and the lake. The plates of Mountain origin come from the farmers' traditions. They are characterized by cheap local ingredients and fat because the farmers needed a lot of energy and didn't have much money. The Lake dishes come from fishermen's settlements and include fish from the Como lake.

1. PIZZOCCHERI

A dish with potatoes, buckwheat pasta, cabbage, and a lot of cheese and butter! It is pretty heavy but delicious, especially if you like cheese!



2. LAVARELLO FISH

A typical fish from the lake that is usually cooked on a grill or fried. You can order a mix of local fish grilled or fried in many places, which generally always include lavarello.



How to read an Italian menu

Traditional Italian meal consists of 4 parts:

Antipasto - starter. traditionally it is some salami/ham/cheese;

Primo - first main course, usually pasta or risotto;

Secondo - second course based on meat or fish dish and served with side dish (contorno).

At the end of the meal, you can ask for a **plate of cheese** followed by a **dessert** and finally **coffee espresso** (coffee with milk is only for breakfast).

Of course, nowadays nobody always eats all these dishes. A full menu is normally served only during celebrations.

3. RISOTTO PESCE PERSICO

Risotto with particular small fishes from the lake. Obviously, with butter and cheese.



4. POLENTA

Polenta is a very typical side dish in the mountains. Usually, it is served with meat, cheese, or mushrooms. You can also try Polenta Uncia with a lot of butter and cheese.



5. CASSOEULA

A traditional dish with a mix of meat and cabbage. Usually eaten in winter.



6. OSSO BUCO CON RISOTTO AL ZAFFERANO

This dish is typical in Milan, but you can also find it in Lecco. Osso buco is a slowly cooked piece of veal shank with a bone, and it is very delicious and hard to repeat at home! Usually served with the classical "yellow rice" – risotto with saffron.



7. SCIATT

'Sciatt' means 'mouse' in the local dialect. Fried balls of cheese covered in batter remind small mice with a tail; that's how the dish took its name!



8. BRESAOLA / SLINZEGA

Bresaola is air-dried, salted beef (but it can also be made of horse, venison, and pork) that has been aged two or three months until it becomes hard and turns a dark red, almost purple color. It originated in Valtellina, a valley above the Como lake.

Slinzega is made in a similar manner to Bresaola, with smaller pieces of meat, which therefore bear a stronger taste. According to some sources it originally used horse meat rather than beef.



FOOD THAT IS WORTH TRYING, BUT NOT EVERYONE WILL LIKE IT:

1. MISSOLTINI FISH

A very salted local fish with a solid and particular taste. The fish is gutted and rubbed in salt. At the end of this process, it's rinsed, skewered on twine, and let out to dry in the sun. Once dry, the Misultin is stored together with bay leaves in boxes (once made out of wood, now tin) with a wooden lid, and then these boxes are stacked on top of each other. This way, the weight of the containers and the wooden lids allow aeration and the spillage of excess oil.



2. LUGANEGA

Luganega is a type of sausage that can be eaten non-cooked if fresh! It has a very delicate taste. If you want to eat it fresh, buy it only in specialized meat shops. You can also try risotto with luganega which is less extreme but is very good :)



3. TRIPPA

A dense soup of beef tripe (stomach), beans, and vegetables. It is very good if you do not think about what it consists of!



4. NERVETTI

This classic northern Italian dish consists of meat, cartilage, and tendons from beef shank cooked on the bone. When tender, all elements are removed from the bones and left to set, allowing the gelatinous properties to create a firm, jelly-like treat. Our preferred nervetti are sold at Rigamonti butcher shop in Barzio.



TYPICAL CHEESE

Taleggio - very creamy and fat with different levels of seasoning

Gorgonzola - probably the most famous local blue cheese

Bitto, Casera, Pizzoccheraia (traditional cheese from Valtellina Valley)

Il Grana Padano cheese with a granular structure to put on pasta or just eat

In general: a lot of kinds of goat cheese

There are a lot of local cheese producers in Valsassina valley, which is just 20 minutes drive from Lecco. We would suggest going to:

1. Agriturismo Prato Buscante

They have their own cows, their own production. Before buying, you can have an aperitivo or full meal there to taste the cheeses. In summer, they also do delicious, truly homemade ice cream from locally produced milk. You will immediately feel what traditional Italian gelato is!

2. Invernizzi & Rota (Pasturo)

Cheese and salami production. Very simple and small place, but the quality is awesome.

3. Carozzi Formaggi

A cheese factory and bar with a kitchen. This place is more commercial and expensive than the previous ones, but still, the quality is very good. They have an Aperitivo area where you can try their cheese and some local food for a very honest price.

LOCAL WINES

The local wines are produced in the Valtellina area on the top of the lake. Most of the wines are red, still, and quite strong: **Valtellina Superiore, Sforzato, Sassella, Inferno**. Besides, many good wines are produced in the Lombardy area: **Lugana** (white, still) and **Franciacorta** (white, sparkling).

HOW TO MOVE AROUND

BY PUBLIC TRANSPORT

1. Train

Lecco is well connected to Milan, from where you can take trains all around Italy. There are also direct trains that go up the lake to the Valtellina valley and Bergamo. You can buy tickets on trenord.it or at the train station.

If you are planning to travel a lot around Lombardy, you can buy a special pass "**io Viaggio Ovunque in Lombardia.**" It is valid on regional trains, buses, the metro in Milan, and some cable cars (only the public ones that bring to inhabited mountain areas). The cost is:

1 day: € 16,50

2 days: € 27

3 days: € 32.50

7 days: € 43,50

You can buy it at the train station. Children until 14y old travel for free when accompanied by a family member! Note that you should have a filled "io viaggio in famiglia" form.

2. Bus

The buses go all around the city and the nearby areas. We recommend always checking the schedule in advance since some buses go just a few times a day!

There are websites

<https://www.leccotrasporti.it/> and

<https://lineelecco.it/> where you can check the exact schedule, but they are pretty hard to navigate. We would recommend using the Moovit app to control the schedule. You can buy

tickets on board of some buses, or in tobacco shops (tabaccheria).

3. Boats

Most of the cities on the lake can be reached by a public boat. There is also a small boat station in Lecco! The price depends on the distance:

<http://www.navigazionelaghi.it/doc/pdf/biglietti/como/Tariffe%20viaggiatori.pdf>

The boats from Lecco go just a few times a day and not all year round, so check the schedule in advance! Here is the official website:

<https://www.navigazionelaghi.it/>

BY CAR

There are many places in the surrounding areas that can be reached only by car or much easier than by public transport. However, it can be challenging to find parking in popular touristic cities during some periods of the year. As well, there can be traffic, especially during the weekend.

PARKING RULES

You will find 3 types of parking in Italy:

White lines - free parking. Sometimes there can be a sign that informs if there are limitations in period and duration of the stay.

Blue lines - Paid parking. You need to find a parking machine or install some parking apps to pay online.

Yellow lines - Private parking, never park there.

WHAT TO SEE IN LECCO

Lecco is a small town of about 50 thousand inhabitants located at the beginning of the Lecco branch of the Como lake. It is a provincial center with a rich history. Lecco started to become touristic only in recent years. It attracts those who come to see the Como lake and hike and climb in the surrounding mountains. It has good transport accessibility to Milan and the top of the lake.

Places to visit in Lecco:

1. Historical center

The center of Lecco is well defined and consists of several small streets full of fashion shops and bars. You can see the remains of the historical walls and towers, visit the places of Alessandro Manzoni (a famous Italian writer), and enjoy the view of the lake!

2. Among the places to visit in the center is **Lecco Bell Tower – Matitone** (in Italian: a giant pencil). It is the second-highest bell tower in Italy! You can visit it by booking a free tour in advance. Get more information about it here

<https://myamazingtimes.com/2021/11/01/lecco-bell-tower-matitone/>. During the visit, you will also learn more about Lecco's history.

3. Pescarenico

Pescarenico literally means "Area of fishermen." Pescarenico was a fishing hamlet and today still retains the past charm: the narrow streets around the central square and the boats along the Adda river shore. The area became famous since it was described by Alessandro Mazzoni in his renowned novel "The Betrothed." The place is charming and worthy of visiting! Here you will also find lovely fish restaurants.

4. Lungolago di Lecco – walking path along the lake

From Lecco, there are lovely paths along the lake in both directions for several kilometers! You can walk or cycle in Mandello del Lario till Orsa Maggiore and instead in the order of Calolziocorte. You can also cross the lake to enjoy a fantastic panorama on Lecco from Malgrate.

5. Lecco Castello

Castello is an area of Lecco above the apartment. It is a historic residential area with lovely narrow, simple streets. Here is also located Palazzo Belgiojoso – a museum center with Historical, Natural science, and Archeologic focuses. There is also an astronomical observatory that you can visit! In the park of the palazzo, there are also exposed some traditional machines.



CITIES AND VILLAGES OF COMO LAKE

Como lake does not need any introduction. It is a beautiful worldwide famous area full of natural attractions, charming towns, villages, and delicious food. A significant benefit of the Lecco side is that a train line connects all the towns on the lake. You can also take a boat to move between them. Parking is usually quite problematic in most tourist cities, so it is better to move by public transport in the high season. Towns and villages to visit:

1. MANDELLO DEL LARIO. A small town with a lovely lakefront and a big park. It is very nice for walking around and full of beautiful places to eat. Here is located the HQ of Moto Guzzi, and there is a museum of motorbikes!




2. VARENNA is one of the most characteristic places on the lake! It is full of narrow streets with steps and incredible views. There are several worthy visiting villas like villa Monastero or villa Cipressi. It is a pretty touristic and can be full of people in summer.



3. BELLAGIO is the most famous place on the lake! It is located in the middle of the lake at the point where 3 branches of the lake intersect! It is definitely worth visiting. You can reach it by ferry from Varenna.



4. BELLANO. A lovely small town where the **Orrido di Bellano** is located - a natural gorge created by the Pioverna river. A perfect spot for those who would like to enjoy nature but does not want to go up to the mountains :)



5. CORENNO PLINIO is a Medieval village on Lake Como! This small village close to Dervio, with only 16 inhabitants, is prosperous, with ancient doors and steps carved into the rock. Its narrow streets and scenic landscapes can compete with Bellagio and Varenna but are much less crowded!



6. ABBAZIA DI PIONA is a religious complex on the Lecco bank of Lake Como near Colico. It is located on a small peninsula Olgiasca. You can visit the church and a courtyard with ancient frescos that date back to year 1138! You can also visit abbey shop where they sell liquors, soap, sweets and many other high quality products produced by monks!



AREAS TO SWIM AND BEACHES:

In Lecco, there is only a small swimming area near Imbarcadero. However, in a few minutes by car or train you can reach some other lovely swimming areas and beaches:

- 1. ORSA MAGGIORE** (5min by car, 15-20min by bike). A small but pleasant area where you can swim. There is both an area free of charge and one for payment. Nearby is a good restaurant and a nightclub.
- 2. ABBADIA LARIANA** (7 min by train or car). Large, nice beach with beach volley. There is a fee to enter.
- 3. OLCIO** (20min by train or car). Large beach, free of charge. Sometimes they organize here some strange dancing events :)
- 4. MALGRATE** (5min by car or 20min by foot). A newly renovated area with a long walk along the lake and several nice bars. You cannot swim here (though some people do), but it is nice to take some sun on the grass.
- 5. SPIAGGIA MOREGALLO** (15min by car). A nice beach with free area for beach volley and some organized events.

WATER SPORTS:

Dervio – fun surf center (50min train, 25min car)

You can rent here windsurf, SUP, Hydrofoil, canoe. They organize windsurf courses both for adults and kids.

Dervio - Lake Como Enjoy Experience (50min train, 25min car). Sailing experience! They also rent kayaks, stand paddles, bicycles to rent.

Gera Lario – Tabo surf center (35min by car) You can rent here windsurf, kitesurf, sails, e-foil, wind foil, canoe, SUP. School of windsurfing, kitesurfing, sailing, both for kids and adults.

Note that usually, the wind is much stronger in the afternoon. So go for windsurf / kite surf /sailing in the afternoon if you are experts and in the morning if you are beginners.

EXTREME ACTIVITIES

1. ADVENTURE PARKS

Adventure parks are equipped with suspended paths between trees! Our favorite one is Jungle Rider Park at Piano Rancio (above Bellagio), which has very complex but extremely beautiful paths for adults and simple paths for kids. <https://www.jungleraiderpark.com/>. You can reach the place only by car. For local taxi service, call +39 3661532161



2. ZIP LINE AEROFUNE

Zipline between Albaredo and Bema on the height of 400m from the ground. You get attached safely and fly! Check it out on <https://www.flyemotion.it/>. The starting points are at Albaredo or Bema in Valtellina valley; you can reach both by car. There is a bus A19 to Bema and A14 to Albaredo from Morbegno that goes very rarely; check the schedule in advance.



3. SKY BRIDGE

The Sky Bridge is suspended at 140m between Campo Tartano and Maggengo Frasnino. It is always open. On Saturdays, Sundays, and festive days it is obligatory to book online at <https://www.pontenelcielo.it/>. You can also

combine your visit with an easy hike in the area. You can reach Campo Tartano by car or a bus A23 from Morbegno Train Station. The bus goes very rarely; check the schedule in advance.



4. PARAGLIDING

The nearest and the largest paragliding spot is at Cornizzolo mountain. You can have a tandem flight with an instructor or do a course to learn paragliding. The club is located at Suello, reachable by car or by C40 bus from Lecco train station. <https://www.cornizzolo.com/>



5. RAFTING IN MOUNTAIN RIVERS

Rafting is available on the Adda river at the Valtellina valley near Sondrio. There are various levels of difficulty, from beginner to extreme. You can reach the starting point by car or a train. <https://www.valtellinariver.it/avventure/rafting>



CULTURE AND HISTORY

If you (besides enjoying nature and food) would like to know more about the history and culture of the area, the following places are for you.

1. THE TOURISTIC MINES

The mountains around the Como lake are rich in various metals and minerals. For centuries there were multiple mines in the area that were closed in 50-60s of the 20th century when the business became not economically valuable. Now some historic mines are open again to tell the story of local mining and explain different extracting methods during the different historical periods.

You can visit **Miniere di Piani Resinelli** which date back to 1600 where lead and zinc were extracted. Reachable by car. There is also bus n.7 from Lecco, but it goes rarely. **The Miniere di Cortabbio** (Primaluna) consist of 1000 meters of underground tunnels! Here since mid 19th century was extracted Barium sulphate. Reachable by car or by D35 bus from Lecco, direction to Taceno.



Both mines are open to tourists from March to October every Sunday and holidays; from June to August also on Saturdays; from mid-July to mid-August also weekday afternoons. For organized groups they are open any day of the year by reservation. Take reliable shoes and warm clothes even in summer since you will go underground! They will provide you a helmet. For more info - <http://www.youmines.com/>.

2. PLANETARIUM OF LECCO

The Planetarium of Lecco is placed at Palazzo Belgiojoso and represents one of the best structures of its kind in Italy. Its dome measures 8 meter diameter and reproduces the naked eye visible sky appearance, really observable in ideal visibility conditions in each part of the Earth and at each date. Check the website <https://www.deepspace.it/> to book your visit.



In the same palace are located the Natural History Museum, the History Museum and the Archaeological Museum. In the courtyard of the palace, you can see interesting evidence of medieval Lecco with some old machines.

3. MUSEO MOTO GUZZI

Did you know that the famous Moto Guzzi motorbikes founded and still have headquarters and large production factory at the Como lake? You can visit their museum located at Mandello del Lario to know the history of motorbikes from 1919 to nowadays! Must visit to all motorbikers! 10 minutes walk from Mandello del Lario train station.



4. FORTE MONTECCHIO NORD

Montecchio Nord Fort is the last military fort from World War I and II that kept the original armament and it is one of the best preserved in Europe. It was built by the Kingdom of Italy as protection against a possible attack from Germany or Austria-Hungary via Switzerland. Montecchio Nord Fort was never used during the two wars. The only cannon shots fired on the 27th of April 1945 were against the Italian-German army that left Mussolini to the Partisans in Dongo.


10 minutes walk from Colico train station. Check the opening hours at fortemontecchionord.it/



5. CASTELLO DI VEZIO

Vezio Castle from XI century is above Varenna. In this ancient military outpost, you can visit the gardens, the dungeons and the walls, wander among the works of art, climb the tower that contains a permanent exhibition about the Lariosaurus and from where you will enjoy a magnificent 360 degree view of the lake and watch the free flight of birds of prey.

Open all the days from March to October. Check the exact schedule at castellodivezio.it/




HISTORIC VILLAS

The Como lake is rich of beautiful historic villas that are overlooking the water. We are describing here the ones of the central part of the lake. Besides, you can visit villas of Como and Cernobbio at the Como branch: **Villa Bernasconi, villa Olmo, Villa d'Este, villa d'Erba**. The most of the villas are open to visitors every day from March to October and some days in winter. Check the websites to know the exact schedules.

1. VILLA MONASTERO

Located in Varenna, the villa is one of the most interesting examples of Eclecticism around Lake Como. An amazing complex that includes a wide botanical garden and a museum that collects four centuries of history. Varenna is very easily reachable by train.



2. VILLA MELZI D'ERIL

Located in Bellagio, the Villa Melzi d'Eril was created as the summer residence of Francesco Melzi d'Eril, vice president of the Italian Republic that was founded by Napoleon in the early 1800s. Now the villa itself is closed, but you can visit its notanical gardens. Bellagio can be reached by a ferry from Varenna or by car from Lecco.



3. VILLA BALBIANELLO

Beatiful villa surounded by terraced gardens, set of Star Wars! It provides a stunning view of Isola Comacina and the western shore of Lake Como. Located on the tip of the Lavedo headland, in the locality of Lenno (part of Tremezzina), the villa is reachable by boat from Bellagio or by car through Como.



4. VILLA CARLOTTA

Is located close to villa Balbianella. It is a complex blended in nature that consists of a huge garden and museum. Reachable by boat or a car.



MOUNTAINS

Lecco is surrounded by mountains! The most iconic one is **Resegone** which can be reached by foot from Lecco in about 4 - 5 hours, or from Piani d'Erna (you can arrive there by a cable car) in about 2.5 - 3 hours.

The top of **Monte San Martino** can also be reached from Lecco in about 3 hours. A beautiful panoramic point with a small white church is reachable in about 1.5 - 2 hours. There are 2 main paths: a simple one and a "ferrata" - a more complex path equipped with metal chains, so you will need to use your hands to climb up, and it is better to use the equipment.

On the other side of the lake, there is a **Monte Barro**. It is reachable from Lecco, but better to arrive at the start of the path (top of via Pian Sciresa, Malgrate) by car or a bus. The path will take about 2 hours, and the last piece is a bit complicated. An easier and faster path is from Galbiate, which you can reach by a car or a bus. Going by bus, you can also do a circle, hiking up from Galbiate and returning to Lecco by foot.

Magnodeno mountain as well can be reached by foot and has a great panorama! It will take about 3 hours to get there. Alternative start: village Erve, from there you should reach the top in about 1.5-2 hours.

Recently there was a reopening of a historical path from Lecco - **Sentiero del Viandante** that goes along the lake and connects all the cities on the Lecco side! It is quite easy and can take from 1.5 hours to reach the nearest village (Abbadia Lariana) to several days to arrive at the top of the lake!

There are as well many paths reachable by car or public transport that take to mountains **Grigna, Grignetta, Due mani, Corni di Canzo or areas Piani di Bobbio, piani di Artavaggio** and many others! You can check them on the google map by scanning the QR code.



AGRITURISMI AND RIFUGI

Agriturismo – a blend of the Italian words for agriculture and tourism. Agriturismi (plural of agriturismo) are working farms set up to receive guests for meals and/or overnight stays. An agriturismo offers a sustainable form of slow tourism that benefits the farmers and preserves the land. This business usually has significant tax discounts from the government to popularize a more natural and sustainable way of living! So normally, the prices there are low, the prices are high, and the approach is super sustainable. For example, all the agriturismo are obliged to cook food only of products produced in the region in which they are located.

1. **Agriturismo Prato Buscante** (in Valsassina Valley, 20min by car. Combine with a walk or cycling in the Valley)
2. **Agriturismo La Selvaggia** (Mandello del Lario, 15 min by car. Reachable also by train)
3. **Agriturismo Grassi e Lunghi** (in Valsassina valley, 15min by car + 20min walk)
4. **Agriturismo la Possa** (Concenedo, 20min by car. Combine with visiting Barzio)
5. **Agriturismo Cascina Cornella** (20min by car + 15min of walk. A small family place. Obligatory to book. Combine with visiting Barzio)

Rifugi are mountain huts reachable only by foot. They are usually operated from April to October, depending on the climate conditions and accessibility of the area. Some rifugi with good accessibility (for example, the ones near ski resorts) operate all year long. Rifugi usually provide simple local food for pretty low prices. Many Italians choose mountains to hike depending on the rifugi that they can reach :) Here are just a few places you can go, but there are many more in the surroundings!

1. **Rifugio Azzoni** on monte Resegone (hardly reachable)
2. **Rifugio Rosalba** on monte Grignetta (moderate difficulty)
3. **Rifugio Piazza** on monte San Martino (moderate difficulty and not always open)
4. Many nice and easily reachable place at Piani di Bobbio (f.e. **Rifugio Sora**, **Rifugio Campelli**, **rifugio Buzzoni** and others) and piani d'Artavaggio (f.e. **rif. Nicola**, **rif. Casari**)
5. **Rifugio Tavecchia** (Val Biandino, you can take a jeep to get here)
6. A lot of nice rifugios on Grigna mountain: rif. Brisoschi (on the top, hard to reach), rif. Bietti-Buzzi and Bogani (easy to reach from Cainallo), rif. Elisa (moderate difficulty from Mandello), rifugio Riva (easy) and others.

There are really a lot of lovely places around, ask us if you want advice about some particular area.